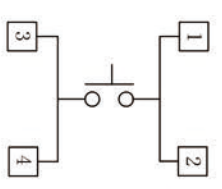
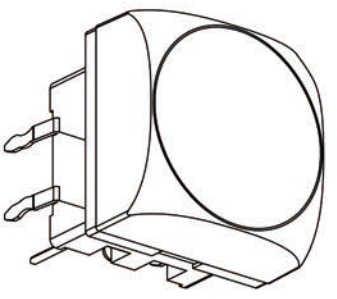
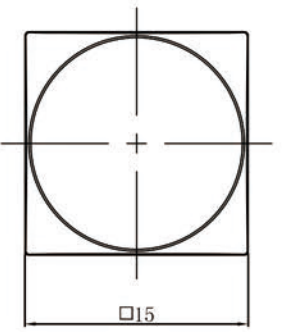


DIMENSION	TOLERANCE
BELOW 10 mm	± 0.25
10~50 mm	± 0.4
ABOVE 50 mm	± 0.7

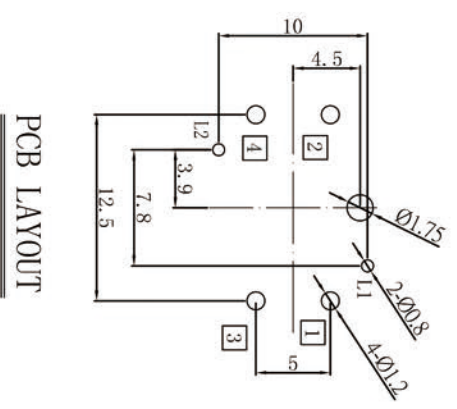
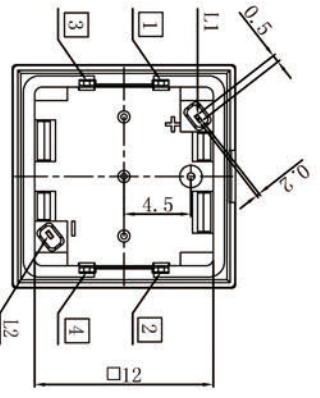
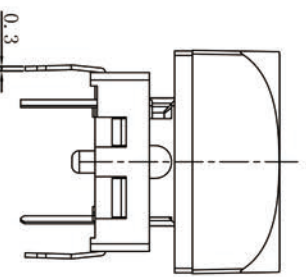
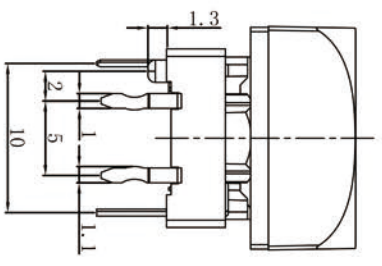
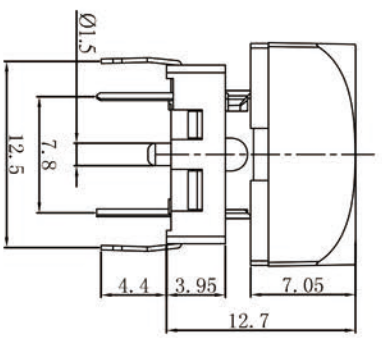
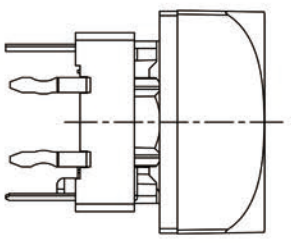


SW CIRCUIT

YELLOW



LED CIRCUIT



- SPECIFICATION :
1. RATING : 12 VDC, 50mA
  2. CONTACT RESISTANCE : 100mΩ MAX (INITIAL)
  3. INSULATION RESISTANCE: 100MΩ MIN
  4. BREAKDOWN VOLTAGE : 250 VAC FOR 1 MINUTE
  5. OPERATING FORCE : 250 ± 50gf
  6. TOTAL TRAVEL : 0.4 ± 0.15mm
  7. OPERATING TEMPERATURE: -20° C ~ 70° C
  8. LIFE CYCLE : 500,000 CYCLE

PCB LAYOUT

VER	DATE	APPROVAL	CONFIRM	DESIGN	ENGINEERING RECORD DESCRIPTION	UNIT	SCALE	MODE	TACT WITH LED SWITCH	VIEW
V0	2015/7/25	JOHNSON	ALEN	MIKE	ORIGINAL DESIGN	mm	1 : 1	ANGLE TER	± 3°	WWW.SZLAKEVIEW.COM ELECTRONICS CO., LTD
						PART	TL12-SMS5T-Y1NN			PHONE (86) 755-29424722/29424733