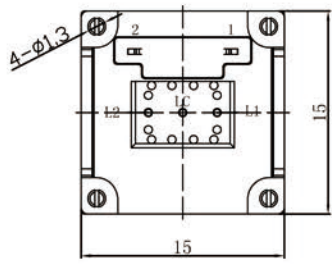
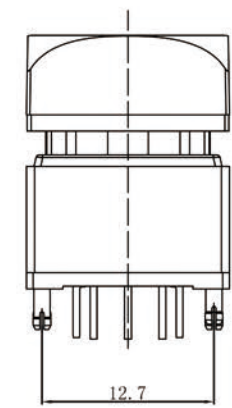
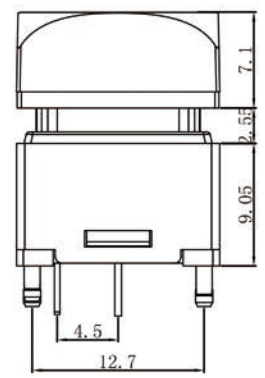
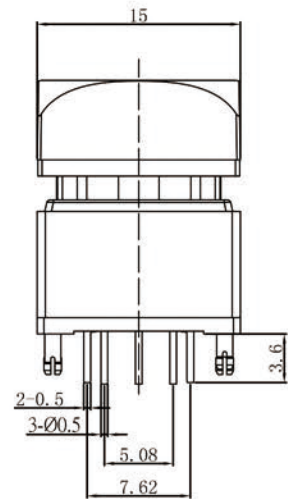
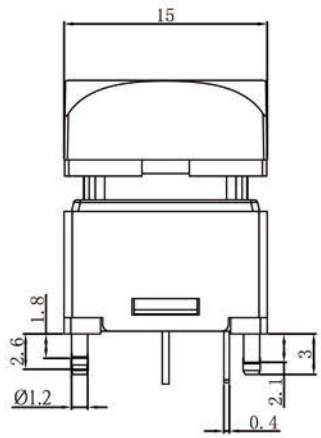
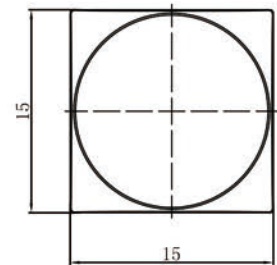
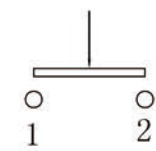


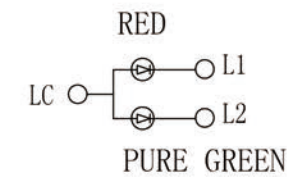
DIMENSION	TOLERANCE
≤10	± 0.3
10~100	± 0.5
≥100	± 0.8



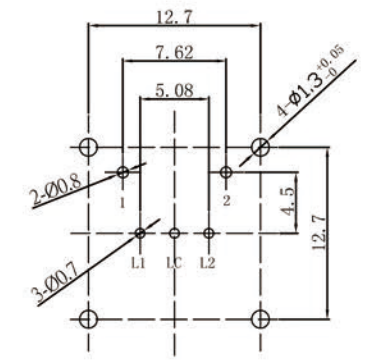
1. RATING : 12 V DC , 0.1A .
2. CONTACT RESISTANCE : 200 mΩ , MAX .(Initial)
3. INSULATION RESISTANCE : 100 MΩ , MIN(DC 250V) .
4. WITHSTAND VOLTAGE : AC 250 V / 1 MINUTE .
5. OPERATING TEMPERATURE : -25°C ~ 70°C .
6. OPERATING FORCE : 180±80gf .
7. FULL TRAVEL : 2.5±0.3mm .
8. LIFE CYCLE: 2,000,000 CYCLES .



SW CIRCUIT



LED CIRCUIT



PCB LAYOUT

UNIT	SCALE	ANGLE TER	VIEW	MODE	WWW.SZLAKEVIEW.COM	
mm	1 : 1	± 3°		PUSH WITH LED SWITCH	ELECTRONICS CO., LTD	
PLC-NITRG-BTW-A					Tel:	(86) 755-29424722/29424733
VO	2015/7/25	JOHNSON	ALEN	MIKE	ORIGINAL DESIGN	
VER	DATE	APPROVAL	CONFIRM	DESIGN	ENGINEERING RECORD DESCRIPTION	