DIMENSION	TOLERANCE
≤10	± 0.3
10~100	± 0.5
≥100	± 0.8

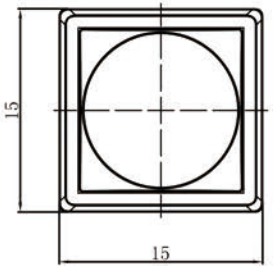

PIN TYPE	
1	SW Terminal 1
2	SW Terminal 2
VDD	V_{DD} [Power]
DIN	DI[Data In]
DOUT	DO[Data Out]
GND	GND[Gorund]

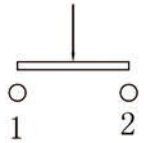

SW CIRCUIT

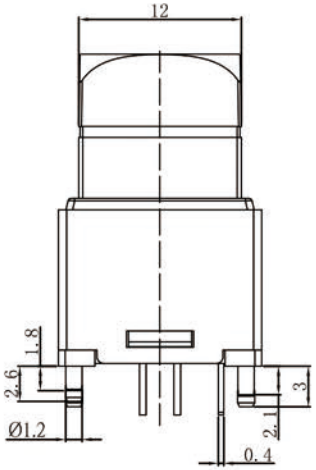

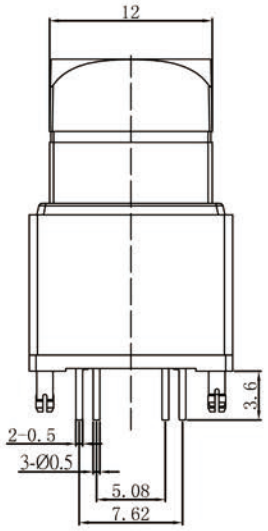

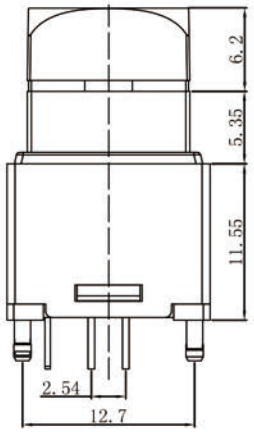

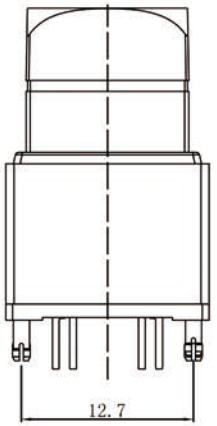

"IC CONTROL"

"RGB LED"

LED TYPE

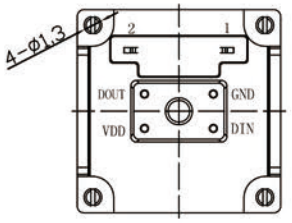

1. RATING : 12 V DC , 0.1A .
2. CONTACT RESISTANCE : 200 mΩ MAX .(Initial)
3. INSULATION RESISTANCE : 100 MΩ MIN(DC 250V) .
4. WITHSTAND VOLTAGE : AC 250 V / 1 MINUTE.
5. OPERATING TEMPERATURE : -25℃ ~ 70℃ .
6. OPERATING FORCE : 250±100 gf .
7. FULL TRAVEL : 4.5±0.3 .
8. LIFE CYCLE: 2,000,000 CYCLES .

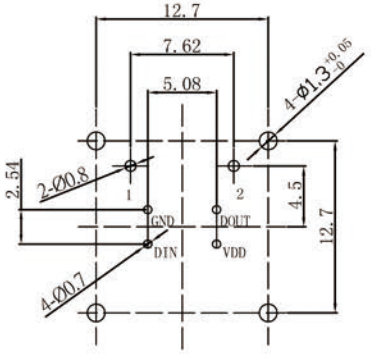

PCB LAYOUT

						UNIT	SCALE	ANGLE TER	VIEW	MODE	
V0	2015/7/25	JOHNSON	ALEN	MIKE	ORIGINAL DESIGN	mm	1 : 1	± 3°		PUSH WITH LED SWITCH	WWW.SZLAKEVIEW.COM ELECTRONICS CO., LTD
VER	DATE	APPROVAL	CONFIRM	DESIGN	ENGINEERING RECORD DESCRIPTION	PLC-N1TFN-ATW-AI					Tel: (86)755-29424722/29424733