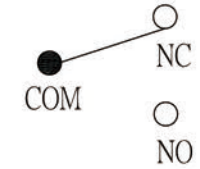
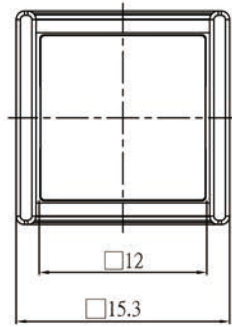
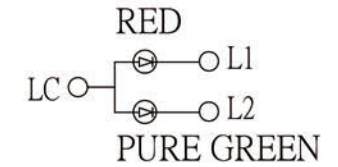
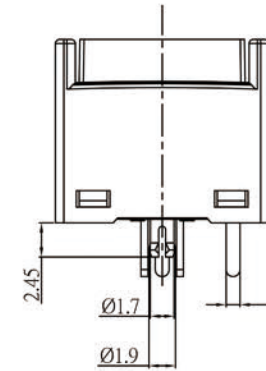
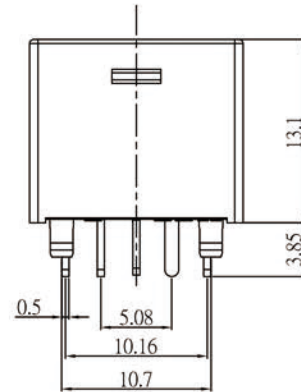
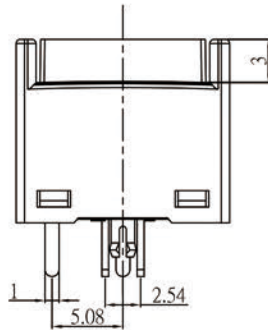
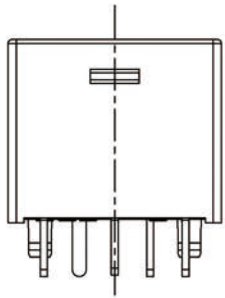


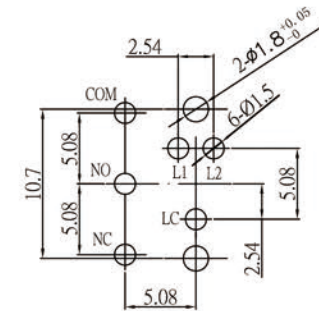
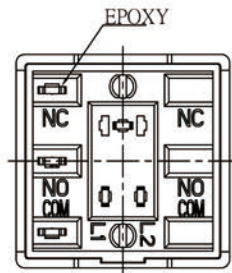
DIMENSION	TOLERANCE
≤10	±0.3
10~100	±0.5
≥100	±0.8



SW CIRCUIT



LED CIRCUIT



PCB LAYOUT
[reference dawning]

1. RATING : 28 V DC , 0.4A MAX.
2. CONTACT RESISTANCE : 100 mΩ , MAX .
3. INSULATION RESISTANCE : DC 500 V / 100 MΩ , MIN .
4. WITHSTAND VOLTAGE : AC 500 V / 1 MINUTE.
5. OPERATING TEMPERATURE : -25°C ~ 70°C .
6. OPERATING FORCE : 200±100 gf .
7. LIFE CYCLE: 200,000 CYCLES .

UNIT	SCALE	ANGLE TER	VIEW	MODE						
mm	1 : 1	±3°		PUSH WITH LED SWITCH						
VER	DATE	APPROVAL	CONFIRM	DESIGN	ENGINEERING RECORD DESCRIPTION					
						PLB-N1PRG-B2TW			Tel: (86)755-29424722/29424733	