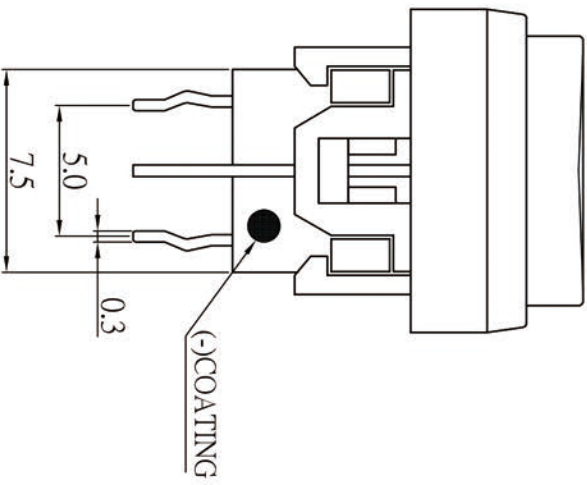
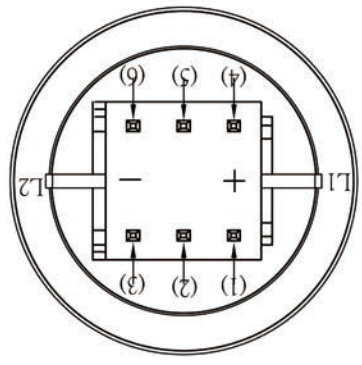
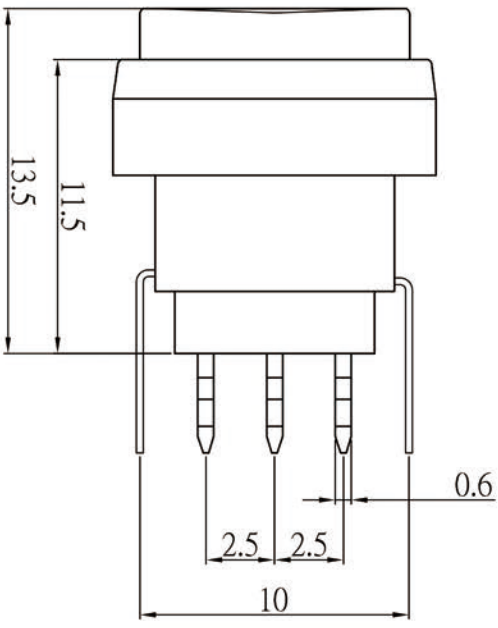
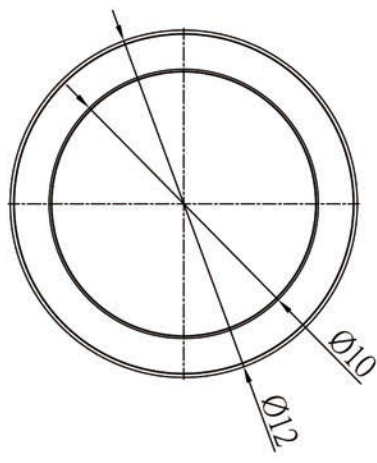
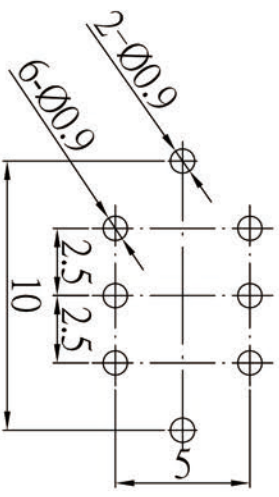


DIMENSION	TOLERANCE
≤10	±0.3
10~100	±0.5
≥100	±0.8

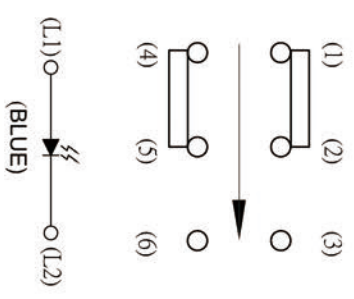


1. 2P2T , LOCK TYPE.
2. RATING : 0.1A 30VDC MAX ; 0.1mA 5VDC MIN .
3. CONTACT RESISTANCE : 50 mΩ , MAX .
4. INSULATION RESISTANCE : 250 V DC , 100 MΩ , MIN .
5. OPERATING TEMPERATURE : -20°C ~ 70°C .
6. OPERATING FORCE : 250±100 gf .
7. OPERATING LIFE : 50,000 CYCLES .

PCB LAYOUT



CIRCUIT DIAGRAMS



VER	DATE	APPROVAL	CONFIRM	DESIGN	ENGINEERING RECORD DESCRIPTION	UNIT	SCALE	ANGLE TER	VIEW	MODE
V0	2015/02/15	JOHNSON	ALEN	MIKE	ORIGINAL DESIGN	mm	1 : 1	±3		PUSH WITH LED SWITCH
										PLA-L2P-BINN-R3KT

WWW.SZLAKEVIEW.COM
ELECTRONICS CO., LTD

Tel: (86)755-29424722 Fax: (86)755-29424733