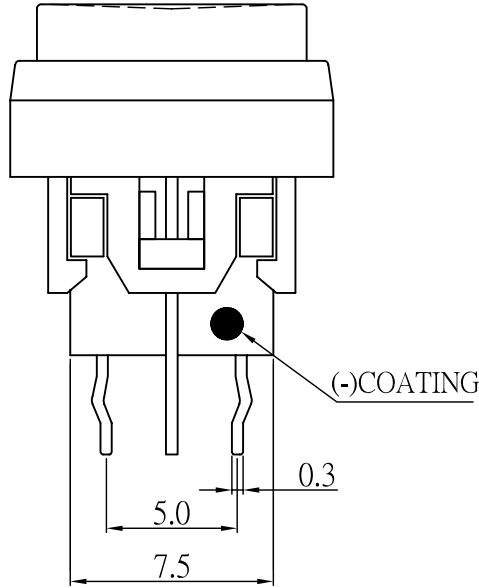
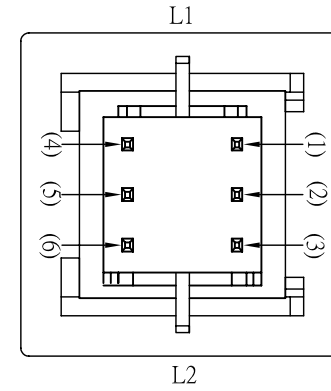
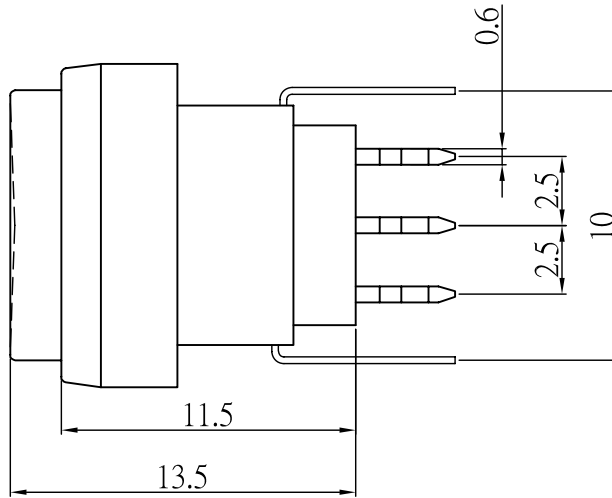
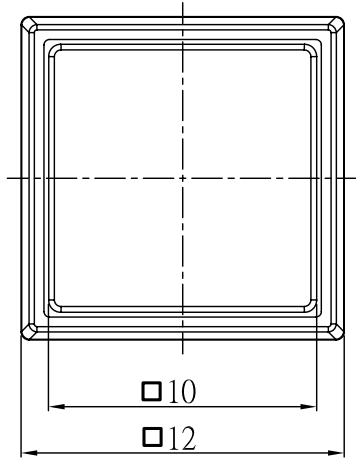
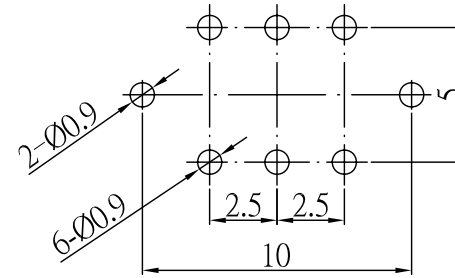


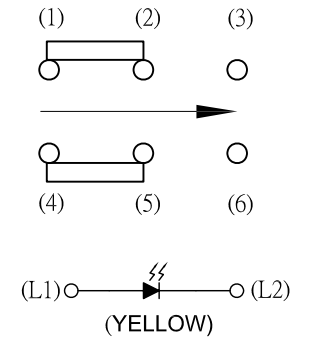
DIMENSION	TOLERANCE
≤10	± 0.3
10~100	± 0.5
≥100	± 0.8



PCB LAYOUT



CIRCUIT DIAGRAMS



1. 2P2T , LOCK TYPE .
2. RATING : 0.1A 30VDC MAX ; 0.1mA 5VDC MIN .
3. CONTACT RESISTANCE : 50 mΩ , MAX .
4. INSULATION RESISTANCE : 250 V DC , 100 MΩ , MIN .
5. OPERATING TEMPERATURE : -20°C ~ 70°C .
6. OPERATING FORCE : 250±100 gf .
7. OPERATING LIFE : 50,000 CYCLES .

UNIT	SCALE	ANGLE TER	VIEW	MODE	
mm	1 : 1	± 3°		PUSH WITH LED SWITCH	WWW.SZLAKEVIEW.COM ELECTRONICS CO., LTD
VER	DATE	APPROVAL	CONFIRM	DESIGN	ENGINEERING RECORD DESCRIPTION
					PLA-L2P-Y1NN-S2KT
					Tel: (86)755-2942472 Fax: (86)755-2942473