DIMENSION	TOLERANCE
≤10	± 0.3
10~100	± 0.5
≥100	± 0.8

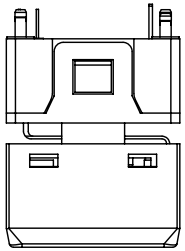

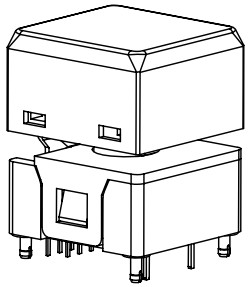

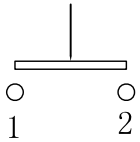

SW CIRCUIT

"RGB"

BACKLIGHT

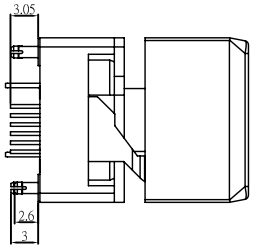

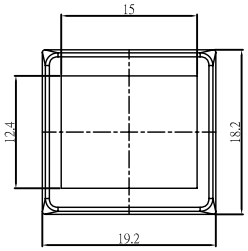

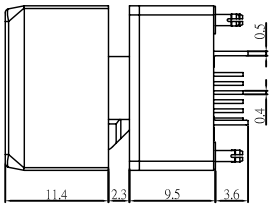

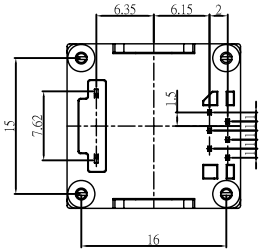

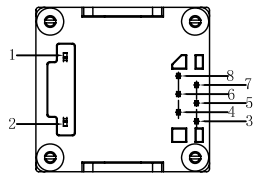

Terminal's VIEW

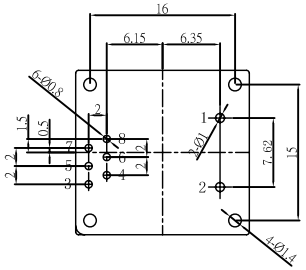

P.C.B. LAYOUT

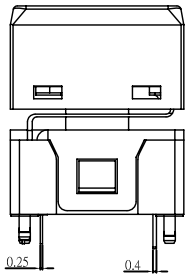

1. SWITCH(1->2) RATING : 12 V DC , 0.1A .
2. CONTACT RESISTANCE : 200 mΩ MAX .(Initial)
3. INSULATION RESISTANCE : 100 MΩ MIN(DC 250V) .
4. WITHSTAND VOLTAGE : AC 125 V / 1 MINUTE.
5. OPERATING TEMPERATURE : -25℃ ~ 70℃ .
6. OPERATING FORCE : 180±50 gf .
7. FULL TRAVEL : 1.8±0.3 .
8. LIFE CYCLE: 2,000,000 CYCLES .

*** 9. 64(horizontal)X32(vertical) Pixel FORMAT

10. PIN1~PIN8 MUST BE CHECK THE "DSP SERIES LCD SPEC"

PIN 1	SWITCH Terminal
PIN 2	SWITCH Terminal
PIN 3	GND[Gorund]
PIN 4	V_{DD}[Power]
PIN 5	SDO[Data Out]
PIN 6	SDI[Data In]
PIN 7	SCK[Serial Clock]
PIN 8	$\overline{SS}$[Slave Select]

Terminal's Configuration

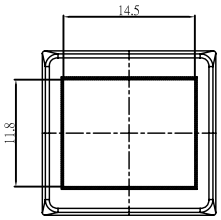

VIEW Area

						UNIT	SCALE	ANGLE TER	VIEW	MODE	WWW.SZLAKEVIEW.COM ELECTRONICS CO., LTD
V0	2015/7/25	JOHNSON	ALEN	MIKE	ORIGINAL DESIGN	mm	1 : 1	± 3°		PUSH WITH LCD SWITCH	
VER	DATE	APPROVAL	CONFIRM	DESIGN	ENGINEERING RECORD DESCRIPTION	DSP-N1TFD-ATN					Tel: (86)755-29424722/29424733